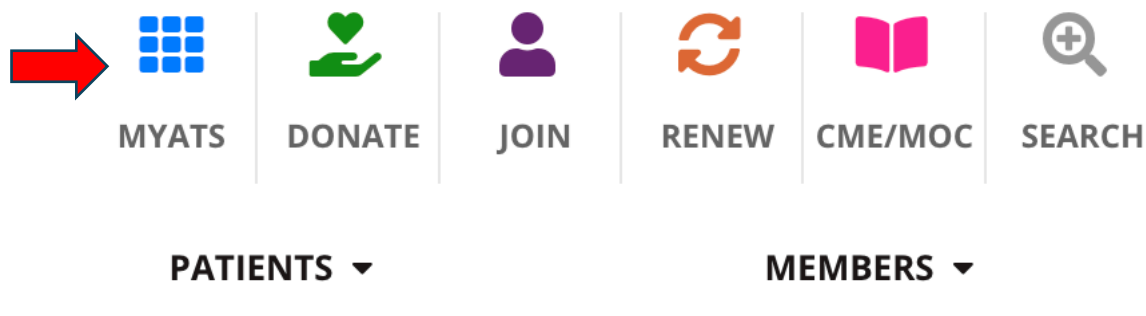


ATS: Want to change your primary and secondary assembly?

Step 1: Login to [thoracic.org](https://thoracic.org) using the “Sign In” button on the top right of the ATS landing page





Step 2: Select “My ATS” from the menu on the top right of the page




Step 3: The landing page layout looks like this, content may differ based on your current selections. Scroll to the bottom of this page.

## MyATS




Primary Assembly 

*The Assembly on  
Pulmonary Circulation*



Secondary Assembly




Step 4: Click on “View/Edit Profile”

[Change User Name](#) [Change Password](#) [Change Email](#)


Member Type: **Trainee ATS Membership (US Only)**

Member Status: **ACTIVE**

Membership Expiration Date: **03/05/2024** 

Earliest Date to Renew: **07/09/2023**

[RENEW NOW](#)

 [View/Edit Profile](#)

[View Membership & Products](#)

[Print Certificate](#)

Step 5: Move ahead to page 2 by clicking “Next” at the bottom

**Social Media**


Facebook  
facebook.com/

Instagram  
instagram.com/


Twitter  
twitter.com/

Doximity  
doximity.com/

LinkedIn  
linkedin.com/in/

 [NEXT >](#)

Step 6: One page 2, scroll till you find this section on assembly selections. Using the drop-down menu and check-boxes, make your primary and secondary assembly selections.



**Assemblies**

Assembly: Select 1 Primary Assembly\*

Pulmonary Circulation

Assembly: Select up to 2 Secondary Assemblies

- ☐ Allergy Immunology & Inflammation
- ☐ Behavioral Science and Health Services Research
- ☒ Clinical Problems
- ☐ Critical Care
- ☐ Environmental, Occupational and Population Health
- ☐ Nursing
- ☐ Pediatrics
- ☐ Pulmonary Circulation
- ☐ Pulmonary Infections and Tuberculosis
- ☐ Pulmonary Rehabilitation

