

# American Thoracic Society

International Conference

## EPOSTER GUIDELINES

All **submitters\*** of accepted abstracts and case reports should submit an ePoster. Uploading an ePoster and presenting in person allows an abstract author to receive maximum exposure for their abstract during the ATS conference.

An ePoster can be uploaded in one of the following formats:

- One-page PDF alongside a 5-minute audio clip (audio clip is optional)
- A 5-minute MP4

The ePosters will be available on ATSConference365 and accessible to conference attendees starting Sunday, May 17 and available until March 31, 2027.

**Please Note:** uploading an ePoster does **not** replace your slide upload or printed poster presentations.

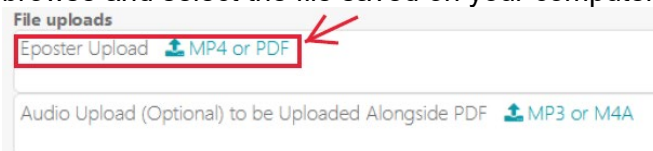
e-Posters are not regarded as publications. They are not considered as pre-publication, nor are they peer-reviewed or citable. e-Posters are restricted to “view only”. No download, print or sharing options are available.

### How to Create and Submit Your e-Poster, Audio or Video Clip

- To start go to:  
<https://www.abstractsonline.com/dashboard/login.asp?ald=449&targetMKey={31CECF68-93A0-4D48-B660-E78D5F32EFBF}&targetMod=presentation>
- Log in using your ATS login information. *This information must match the username and password used to submit your abstract. Only the abstract submitter will have access.*
- Click on **Speaker and Author Upload Site**
- **DEADLINE: May 11, 2026**

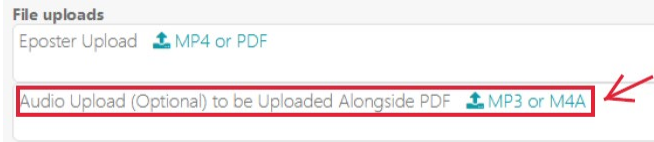
#### 1) ePoster

- Start with a PDF of your printed poster or use one of the e-Poster templates to create your e-Poster. The e-Poster templates can also be found at <https://conference.thoracic.org/speakers/index.php>.
- To upload your ePoster file, please click **Expand Uploads**
- Click **MP4 or PDF** to upload a 5-minute **MP4** or a one-page **PDF** file. Then browse and select the file saved on your computer.

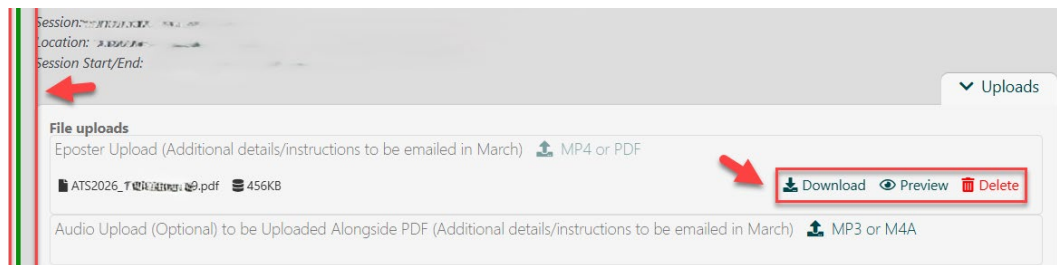


\*A co-author may present at ATS in place of the submitter but only the **submitter** has access to upload their ePoster. This cannot be changed.

- Click **MP3 or MP4A** to upload the 5-minute audio clip. Then browse and select the file saved on your computer. This is optional



- A completed upload is indicated by a green sidebar and the ability to preview/remove the file.



- **QR Codes:** It is appropriate to include QR Codes. The QR should link to the poster data or a printable poster pdf. It is not acceptable to include QR Codes that link to an institution or company homepage.

## 2) Audio Clip or MP4 (Optional)

- Your audio clip or MP4 should not exceed 5 minutes
- **How to Record a MP4** and **How to Record Audio** Guidelines can be found at <http://conference.thoracic.org/speakers/index.php>.

If you have questions about the program, please contact [abstracts@thoracic.org](mailto:abstracts@thoracic.org).

Technical Support  
[ats@support.ctimeetingtech.com](mailto:ats@support.ctimeetingtech.com)  
 217-398-1792